



EYFS Early Reading and Phonics session


In this meeting we will cover:

- What a good reader looks and sounds like
- Phonics
- Supporting your child with reading
- Reading diaries
- Comprehension (DERIC)



What does a good reader sound like?

- Good phonic knowledge- knows the sounds the letters make
- Is able to blend sounds to read a word
- Can recognise common words on sight
- Is able to read with fluency and phrasing
- Is able to make sense of what they read
- Understands how texts work such as information texts





What is phonics?

- It is a method of teaching reading and writing where you match spoken sounds with written symbols (spelling).
- There are 44 main sounds in the English Language and each sound is represented by a grapheme (the written spelling of a sound).
- We teach phonics using the programme Sounds-Write

How do we teach phonics in Reception?

During Reception, children learn what we call the 'initial code.' They can blend words with these sounds to read them.


Phonics sound mat– The initial code

Unit 1	a	i	m	s	t			
Unit 2	n	p	o					
Unit 3	b	c	g	h				
Unit 4	d	f	v	e				
Unit 5	k	l	r	u				
Unit 6	j	w	z					
Unit 7	x	y	ff	ll	ss	zz		
Unit 11	sh	ch	tch	th	ck	wh	ng	qu

Activities during our lessons:

- Word building
- Symbol search
- Sound swap
- Word reading
- Dictation

Let's
practice
the
sounds!



What is blending?

- Alongside the learning of sound knowledge, children learn to blend these sounds.
- Blending is pushing the sounds of a word together until you hear the word.

Say the sounds
and read the
word.

s i t

FREE Sounds-Write Parent and Carer Course

- <https://sounds-write.co.uk/support-for-parents-and-carers/>

Support for Parents and Carers



Help your child to read and write

Our free course for parents and carers will help you get your child off to a good start!

The course will show you how to:

- help your child take their first steps in reading and spelling
- understand how to help your child build, write and read simple cvc (consonant, vowel, consonant) words
- understand how to correct your child when they make a mistake in their reading or writing simple words
- have a basic understanding of how phonics works

[JOIN THE COURSE NOW >](#)





The Sounds-Write App

Download and try it for **free** from the Apple App Store.

Please remember to access the app from your iPad.



The Initial Code by Sounds-Write app follows the Sounds-Write Initial Code sequence and provides a variety of activities to develop students' skills in the following areas:

- Blending and segmenting
- Word reading and writing
- Sentence reading and writing

The app is available on the Apple App Store (for use on iPads only with iOS12 or later). The free version of the app provides a sample of activities, with the full version available as an in-app purchase.



Sounds-Write App

How can I support my child with reading?

- Your child will have a **decodable book** which is matched to their phonic knowledge and blending skill. This should be **read daily to practise sounding out and blending** words as well as remembering sight words.
- From Autumn 2 your child will also have a **library book** which they choose as a book they want to read. This is where they develop their **reading for pleasure and love of books**. It may not be a book they can read by themselves.

Book changing days: Tuesday and Friday.

Your child needs to bring their reading record every day. This is so that we can also read with them in school. Your child will have read part of their new book prior to bringing it home.

How can I support my child with reading?

When reading a book practise:

- Sounding
- Blending the sounds
- Re-reading for understanding
- Build fluency. Can you read that again without sounding?
- Expression- bring it to life!
- Comprehension- ask a range of questions to check understanding and discuss the meaning of new words.

Reading with your child support video:



Link to free online Soundwrite books: <https://sounds-write.mykajabi.com/offers/KdRNaE2u/checkout>



What can I write in my child's reading diary?

Comment on:






- How well your child did at sounding out and blending.
 - What sound/word was tricky?
 - Did they read some words by sight?
 - Their understanding of what they read.
 - Did they understand the story?
 - Did they learn the meaning of a new word?
 - Did they re-read or you re-read in order to support understanding?
-

How do we teach comprehension?

- Comprehension is the understanding of what is read.
- We teach this through:
 - Reading lessons (DERIC)
 - Hearing children read and questioning
 - Daily reading of books as a class
- When children are focusing on sounding and blending words they will not understand what has been read as all their energy is going on the reading. You can either ask them to re-read the sentence with more fluency or you can re-read it so they understand what is happening. It is really important the children read for meaning as it is the purpose of reading and makes it enjoyable.

What is D.E.R.I.C reading?

We use D.E.R.I.C skills to support our children with reading.

 <p>Decode</p>	<p>Applying phonic knowledge, reading by blending sounds, correcting inaccurate reading and re-reading sentences to build fluency.</p> <ul style="list-style-type: none">• This makes a ... sound.• This is ..., say ... here.• Try reading that again.
 <p>Explain</p>	<p>Making inferences based on what is said and done, inferring how the characters feel and making predictions.</p> <ul style="list-style-type: none">• How does ... feel?• What might happen next ...?• Why did ...?• Explain how you know!
 <p>Retrieve</p>	<p>Extending vocabulary, explaining word definition, why it is a good word choice and another word that could be used.</p> <ul style="list-style-type: none">• What does ... mean?• Can you think of another word that means ...?• What word tells us they are ...?
 <p>Interpret</p>	<p>Looking to find an answer, re-telling key points, locating answers in a text and developing skimming and scanning skills.</p> <ul style="list-style-type: none">• What job does ...• Where did ... go?• Who went to the ...?
 <p>Choice</p>	<p>Thinking about the author's choice.</p> <ul style="list-style-type: none">• Why did the author choose the word ...?• How has the author organised the text?• How does the picture show ...?• How has the author made us feel ...?

What is DERIC?

DERIC refers to the types of questions we ask children.

Questions
